
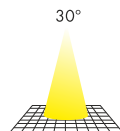
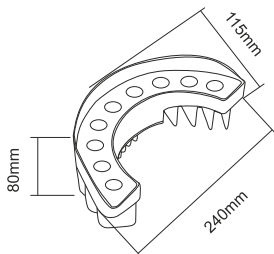


SIGNAL ALUMINIUM 9W 100-240V 30° LED EPISTAR



-  Driver intégré.
-  Integrated driver.
-  Driver intégré.
-  Driver integrato.
-  Driver integrado.

IP65



MULTI TENSION

CODE	CCT	LUMENS	CD	POWER	VOLTAGE	ANGLE	PF	A	Hz	LIFETIME	RA	IP
4136	3,000 K	720	2.780	9W	100-240V	30°	> 0,6	0,07	50/60	20.000h	70	65

